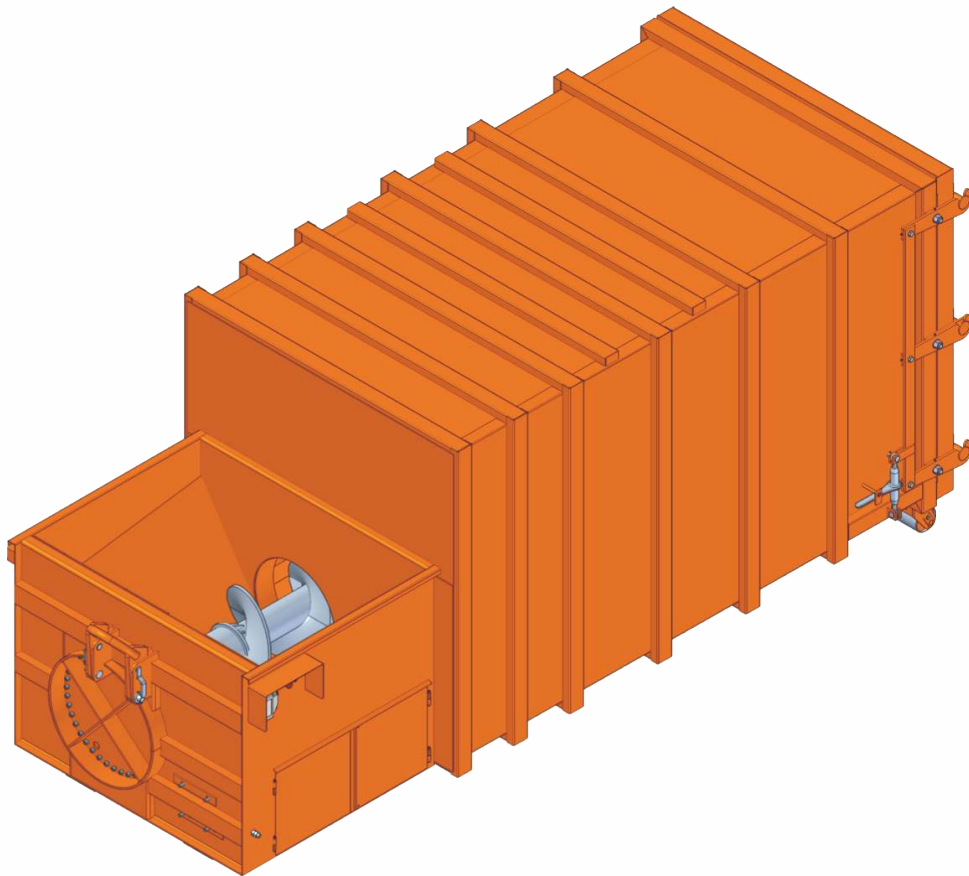


Self-compacting containers

SPS

Issued: 2018-04





45 million tons of waste is produced only by the German people per year - If this quantity was loaded in garbage trucks and they were placed one after another, they would reach all around the earth once.

With this, we are less about the quantity of waste than we are about handling of it: Waste material is no refuse - in waste material we see a valuable raw material. To be able to recycle this raw material, fully developed system solutions are required.



Self-compacting containers (SPB) of series SPS are used in places where large quantities of residual material and recyclable raw material must be highly compacted before transport. This allows optimum utilization of the permissible load capacity of transport vehicles and with this, cost-effective transport. This station is suitable for continuous loading of residual waste and organic waste, wet waste and, depending on its configuration; it can be used for large-size paper and cardboard articles, as well as PET.

The central lubrication system with adjustable interval and fitted as standard automatically lubricates all positions required and enormously reduces the maintenance required.



The self-compacting containers of this series are suitable for the transport and the discharge by roller contact tipper vehicles as per DIN 30722-1 and comply with the requirements of the applicable standards & directives.

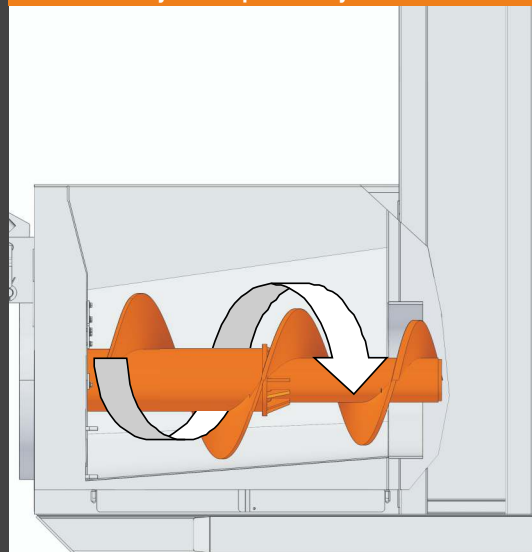


Production is guaranteed in our parent plant in Germany and the deployment of qualified personnel and most modern robot welders, as well as a standardized fixture construction provide for consistently high quality.


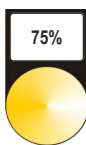




Supplied as standard

- Screw conveyor compaction system (with automatic central lubrication & reversing mode for blockage)
- Foldable retainer hooks on the face side
- Discharge rollers on the discharge side
- Container in framing design (conical on two sides)
- Door on the discharge opening (with ratchet lock)
- Safety chain on the discharge door
- Integrated power unit (in compaction head)
- CEE socket with integrated phase change & main switch
- „75%“ pre-full container & „100%“ full container indication
- Freely programmable PLC (with operating hours counter and timer for controlling the runtime of the compactor)
- Declaration of conformity & documentation in German
- One-colour painted in RAL colour (incl. corrosion protection class C3)

Screw conveyor compaction system



Standard control elements

- | | |
|--|--|
| <ul style="list-style-type: none"> ▪  "ON / OFF" main switch (lockable with optional padlock) on the right side of the filling opening seen in the pressing direction. | <ul style="list-style-type: none"> ▪  „75%“ signal lamp (yellow) on the right side of the filling opening seen in the pressing direction. |
| <ul style="list-style-type: none"> ▪  "EMERGENCY STOP" push-button on the right and the left side of the filling opening seen in the pressing direction | <ul style="list-style-type: none"> ▪  „100%“ signal lamp (red) on the right side of the filling opening seen in the pressing direction. |
| <ul style="list-style-type: none"> ▪  „Conveyor Start / Retour“ key switch on the right side of the filling opening seen in the pressing direction. | <ul style="list-style-type: none"> ▪  „Fault/Reset“ illuminated push-button (red) on the right side of the filling opening seen in the pressing direction. |

Pusher (with integrated drive) for circulation of material



Reinforced screw conveyor and 2 x breaking shaft, design for wood crushing



Automatic central lubrication with adjustable interval



Pull-in equipment for cardboard articles above the screw conveyor



SPB LM 23 SPS with GSM warning system and PIN coded control



Large maintenance flaps protected by limit switches as standard



Rubber sealing on the discharge opening (e.g. in case of liquid-tight design)



Water drain with ball valve (or screwed plug)



Safety chain on the discharge door (avoids uncontrolled springing open)



Central locking device actuated via ratchet of locking mechanism



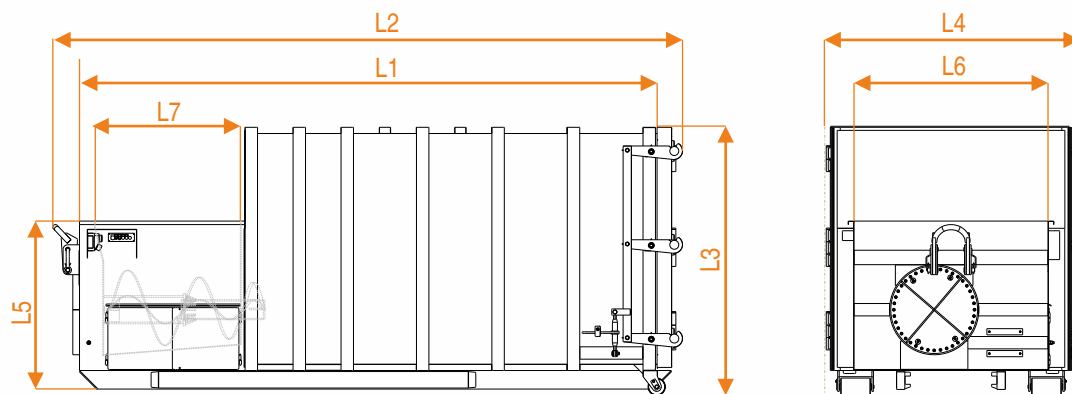
Additional equipment

We are offering you a wide range of additional equipment. Among others there are:

- Several lid variants, e.g. our patented combined cover (hinged on the backside or opens partly lengthwise) covering the filling opening, relieved by a gas-pressurized spring
- Pendulum flap instead of the series door over the discharge opening
- Liquid-tight design
- Light barriers as start device and / or as overfill prevention device
- Ultrasonic probes as start device
- GSM - alarm system / GPS-module
- Several design variants (e.g. for ramp operation)
- Several variants of remote control
- Varying pull-in equipment (e.g. for wood, PET, or PPK)
- Attached bin tipper for all usual large waste containers as well as special containers
- Rope and / or chain support block additionally or instead of the standard hook retainer.
- Warning signs as per Vkl. 82/10

Further additional equipment is available on request.

Please contact us!



SPB LM 23 SPS in special design (incl. inspection window, ladder and cover hinged at the rear side)



SPB LM 20 SPS in special design and with removable protective grid on the filling opening



Technical specifications

Name		SP 16 S	SP 18 S	SP 20 S	SP 23 S	SP 26 S
Container capacity	(m ³)	16	18	20	23	26
Clear container length	(mm)	5,000	5,410	5,610	6,300	6,850
Maximum length (L2)	(mm)	5,520	5,930	6,130	6,820	7,370
Maximum height (L3)	(mm)			2,600		
Maximum width (L4)	(mm)			2,500		
Filling opening	Height (L5)			1,630		
	Width (L6)			1,900		
	Length (L7)			1,400		
Ø of the screw (from to)	(s)			800 - 500		
Net weight	(kg)	4,300	4,500	4,800	5,100	5,300
Overall weight	(kg)			15,000		
Driving power	(kW)			5.5		
Cekon plug	(A)			32		

Comments

All details are subject to change

Technical changes reserved

All details refer to the series products

Further types of construction / size available on request



Ludden & Mennekes
Entsorgungs-Systeme GmbH

🏠 Essener Straße 13 in DE-49716 Meppen

☎ +49 5932 7215 0

✉ info@ludden.de

📠 +49 5932 7215 30

🌐 www.ludden.de

