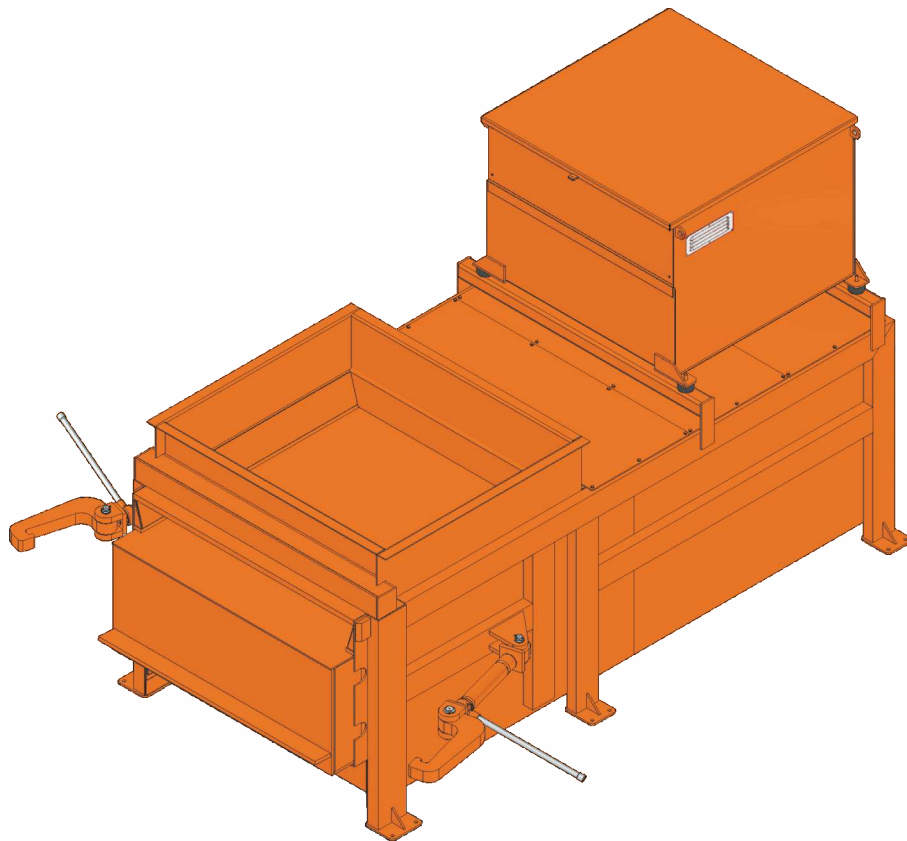


Static compactors

STV

Issued: 2018-04





45 million tons of waste is produced only by the German people per year - If this quantity was loaded in garbage trucks and they were placed one after another, they would reach all around the earth once.

With this, we are less about the quantity of waste than we are about handling of it: Waste material is no refuse - in waste material we see a valuable raw material. To be able to recycle this raw material, fully developed system solutions are required.



Static compactors of series STV are used in places where large quantities of residual material and recyclable raw material must be highly compacted and / or transferred prior to transport.

This allows optimum utilization of the permissible load capacity of transport vehicles and with this, cost-effective transport. It is suitable for compacting of residual waste, industrial waste, organic waste, film, paper and cardboard articles.

Due to the various sizes as well as the extended range of accessories, the static compactors of this design can ideally be used for the most different requirements.



Stationary compacting systems of this series comply with the applicable standards and directives.



Production is guaranteed in our parent plant in Germany and the deployment of qualified personnel and most modern robot welders, as well as a standardized fixture construction provide for continuously high quality.

Supplied as standard

- Horizontal compaction system
- Compaction chamber bottom of highly wear-resistant steel
- Switching off of compaction ram when in retracted position, filling opening remains free
- External hydraulic units (installed on the plant as standard)
- Hydraulic pump with only 63 dB(A)
- Pressure monitoring manometer with shut-off valve
- Shutdown due to lack of oil or wrong temperature
- CEE socket with integrated phase change & main switch
- Control cabinet with control elements & electrical connection, installed on the right side in pressing direction
- Timer for controlling the runtime of the compactor
- Declaration of conformity & documentation in German
- One-colour painted in RAL colour (incl. corrosion protection class C3)

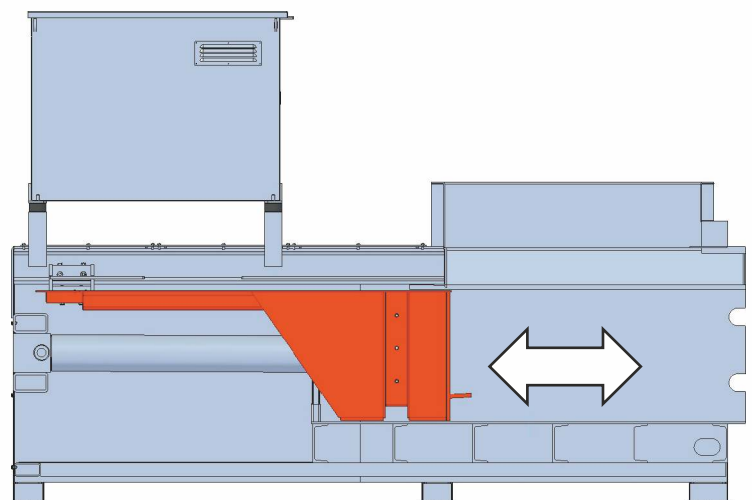
Standard control elements

Due to the wide range of variants of the stationary compacting system of this series it is not possible to specify any standard control elements.

Operation via push-buttons and/or touchscreen (depending on equipment)



Horizontal compaction system



STV 3.800 with 5-fold traversing unit



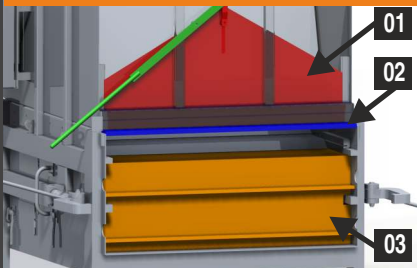
2 x STV 1.500 with bifurcated hopper



STV 1.300 with attached bin tipper and hopper with pendulum flap



Manual closure gate (01) for closing the opening between compaction ram (03) and breaking edge (02), also available as hydraulic system



Locking mechanism (01) for automatic locking of the filling opening of a press container with bulkhead



Fully automatic coupling (incl. push-of and draw-in function for the fully automatic operation with a trolley)



Proximity sensor (recognizes a coupled press container and enables the pressing operation)



Light barriers in the filler shaft as start device and / or overfill prevention device



Oil cooler on external hydraulic unit



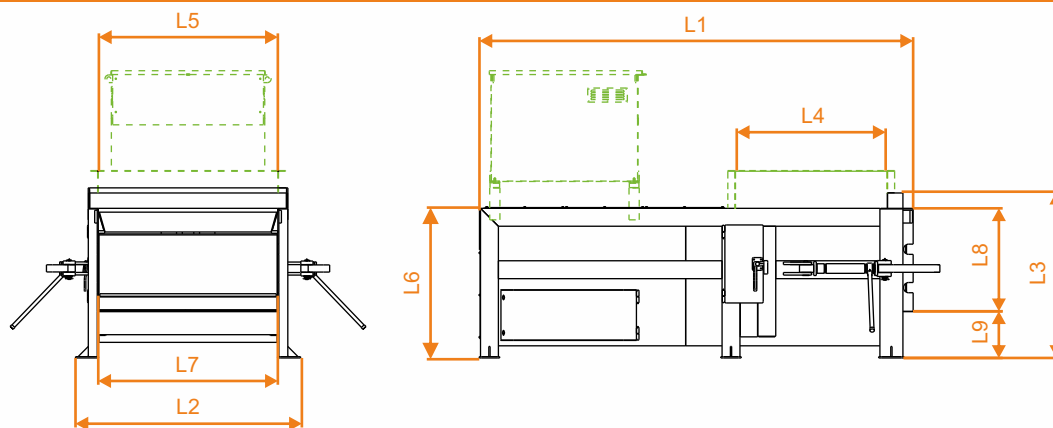
Configuration variants

We are offering you a wide range of additional equipment. Among others there are:

- Coupling variants including a fully automatic version
- Lid variants (hinged on the backside, divided lengthwise, hydraulic, manual,...)
- Individual hopper designs (e.g. bifurcated hopper, wall-connected hopper,...)
- Hydraulic units with standard power classes up to 22kW
- Light barriers or ultrasonic probes as start device and / or as overfill prevention device
- 75 %- and / or 100 %-full container warnings with signal lamp, flashlight and / or signal horn
- GSM - alarm systems
- Several variants of remote control
- Oil cooler and / or oil heating with thermostat
- Longitudinal or transverse traversing unit for the press container
- Crushing plants for PPK or PET as extension.
- Automatic or manual closure gate
- Attached bin tipper for all usual large waste containers as well as special containers

Further additional equipment is available on request.

Please contact us!



Technical specifications

Name		STV 1,000	STV 1,200	STV 1,300	STV 1,500	STV 1,600	STV 1,800	STV 2,000	STV 2,100	STV 2,500	STV 3,000	STV 3,800	STV 5,000
Plant	Length (L1) (mm)	3,390	3,690	3,990	4,290	4,590	5,270	5,505	5,270	5,890	5,270	5,950	
	Width (L2) * ¹ (mm)				1,760				2,255		2,155	2,255	
	Height (L3) * ² * ⁵ (mm)					1,290					1,890		2,190
Filling opening	Length (L4) * ³ (mm)	1,180	1,060	1,480	1,360	1,780		2,010	1,660	2,200	1,780	2,085	
	Width (L5) (mm)				1,405				1,905		1,805	1,905	
	Height (L6) * ⁴ * ⁵ (mm)					1,170					1,470		2,070
Dis-charge opening	Width (L7) (mm)				1,460				1,960		1,860	1,960	
	Height (L8) (mm)					805						1,105	
	Height from bottom (L9) * ⁵ (mm)						360						
Com-paction ram	Height (mm)					595					890		1,190
	Width (mm)				1,400						1,900		
	Dipping depth (mm)	340	600	300	635	340	775	545	775	645	775	725	600
Time per working (s)		27	31	37	31	37			46			28	
Volume	per stroke (m ³)	1:1		1:3		1:6		1.8	2.2	2.6	4.5	3.9	5.1
	per hour (m ³)	141	125	129	153	152	125	140	170	200	352	505	658
Pressing force (kN)						320					370	400	600
Driving power (kW)		7.5	11	7.5	11	7.5		11			18.5	22	
Cekon plug * ⁶ (A)						32						64	

Comments

All details are subject to change

Technical changes reserved

All details refer to the series products

Further types of construction / size available on request

*¹ Depending on the coupling installed, this measure will be greater

*² If the external hydraulic unit is attached to the plant, this measure will be greater

*³ For plants with bulkhead, this measure reduces by 120mm

*⁴ Depending on the hopper extension, this measure will be greater

*⁵ For plants with bulkhead, this measure increases by 180mm.

*⁶ Optionally, our plants can also be equipped with a permanent connection

STV 1.600 with hopper extension for filling by wheel loader

